

Hack robe secrète

carrié test
5cm X 5cm



cranter

— cran de montage

Pli couper au pli



boutonnière



bouton

1

Basque a

Avant de commencer à coudre:

il est important de laver votre tissu pour éviter toutes mauvaises surprises.

Le repassage et lui aussi très important, avant, pendant et après la réalisation de votre projet.

Le choix de la taille:

Pour choisir au mieux la taille de votre vêtement, référez-vous au tableau des tailles ainsi que celui du vêtement fin.

Les marges de couture de 1cm sont comprises.

34 — 46 — —


36 — 48 — —

38 — 50 — —

40 — 52 — —

42 — 54 — —

44 — 56 — —



du bas dos X1



3

au pli

4

Basque a



du haut dos X1 au p



li

6

706



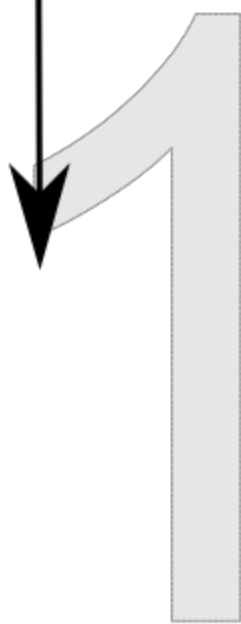
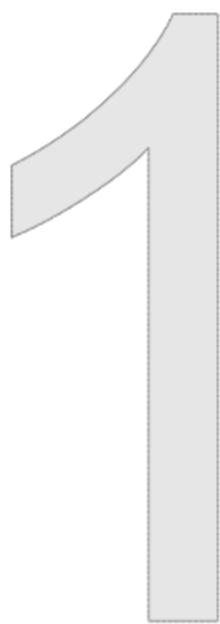
8

9

10

10

10



12

13

Basque a



14

du bas devant X



15

1 au pli

16

A large number '16' is centered on the page. The number '1' is formed by a vertical stroke and a horizontal top stroke. The number '6' is formed by a circular loop and a vertical tail stroke. The entire number is rendered in a light gray color with a thin black outline. Surrounding the number are several dashed lines in different colors: blue, green, yellow, and red. These lines form a grid that defines the boundaries of the number. A solid black rectangular box is positioned to the right of the number, extending from the top to the bottom of the page.

yz

17



Basque du haut de

1



192

9


20

2

1

2

2



2 3

A handwriting practice sheet featuring a grid of horizontal lines. The grid consists of a solid black top line, a solid yellow line, a solid green line, a solid blue line, a solid red line, a solid cyan line, a dashed purple line, a dashed cyan line, a dashed red line, a dashed blue line, a dashed green line, and a dashed yellow bottom line. The numbers '2' and '3' are printed in a light gray font. The number '2' spans from the blue line to the red line, with its top curve touching the green line and its bottom horizontal bar resting on the red line. The number '3' spans from the blue line to the red line, with its top curve touching the green line and its bottom curve touching the red line. Below the red line, there are four more rows of dashed lines in purple, cyan, red, and blue, providing space for practice.

ant Xi an Shi


24

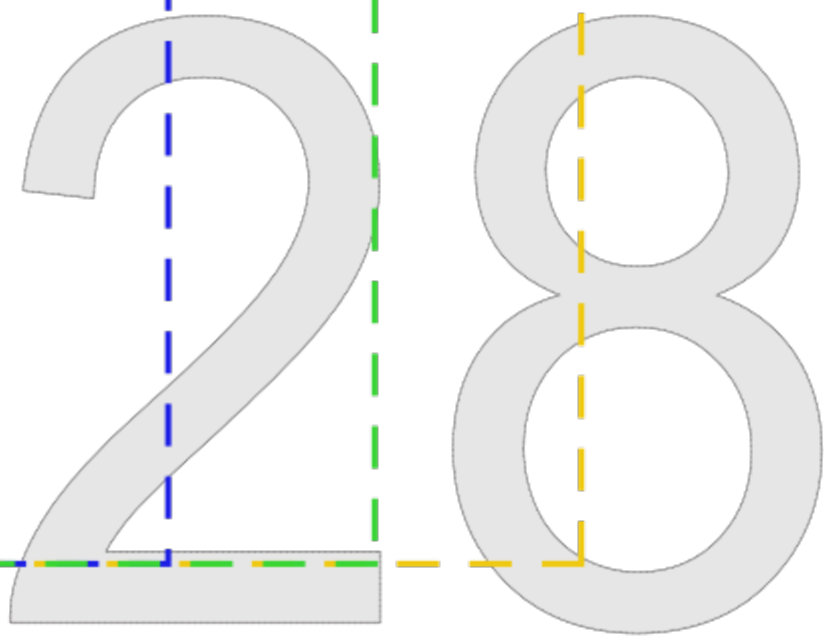
25



26

27





29

30